

# elcometer<sup>®</sup> MTG6 Material Thickness Gauge

**Conforms to the following standards : ASTM E797, EN 14127, EN15317**

With their ergonomic, rugged design, accurate and easy to use menus in multiple languages, the Elcometer MTG (Material Thickness Gauge) range of ultrasonic thickness gauges are ideal for measuring and recording material thickness and sound-velocity on a variety of substrates, in a wide range of industrial applications.



## Features

- Pulsed-Echo (P-E), Echo-Echo ThruPaint™ & Velocity (VM) measurement modes
- 2-Point, 1-Point, Material, Velocity, Thickness Set and Factory calibration options
- User selectable measurement rate; 4, 8, 16 readings per second
- User selectable reading resolution; 0.1mm or 0.01mm
- Scan Mode
- Readings, Selected Statistics, Bar Graph & Run Chart
- Gauge memory; single sequential batch of up to 1,500 readings
- USB and Bluetooth® data output to ElcoMaster™ and ElcoMaster™ Mobile Apps

With a choice of calibration options, measurement modes – including high speed scan mode, display options and data-logging, the MTG6 is ideal for taking readings on a wide range of coated and uncoated materials and downloading data for further analysis and reporting.

As well as all the features of the MTG4, the MTG6 has additional calibration options; 2-Point, Velocity and Thickness Set.

The MTG6 offers Velocity Mode (VM) which is ideal for determining the homogeneity of a material/alloy and the correct velocity of a material for calibration.

Using Scan Mode, readings can be taken at a rate of 16Hz (16 readings per second) over a large surface area. When the transducer is lifted off the surface, the average, lowest and highest thickness value is displayed making scan mode ideal for checking a sample's overall uniformity.

With a user definable display, users can choose to view readings, statistical information, bar graph - an analogue representation of the current reading together with the highest (Hi) , lowest (Lo); and average ( $\bar{x}$ ), reading or a run chart; a trend graph of the last 20 readings. For further information on display options, see pages 4 and 5.

The MTG6 has a single batch gauge memory and can store up to 1,500 readings. Compatible with both ElcoMaster™ and ElcoMaster™ Mobile Apps, readings can be downloaded via USB or Bluetooth® to PC, iOS or Android™ devices for further analysis and reporting. Compatible with both ElcoMaster™ and ElcoMaster™ Mobile Apps, readings can be downloaded via USB or Bluetooth® to PC, iOS or Android™ devices for further analysis and reporting.

## Easy

The MTG range of ultrasonic thickness gauges have been designed specifically to make them easy to use, calibrate, take readings and create inspection reports.

## Accurate

With a measurement accuracy of  $\pm 1\%$  up to 500mm in Pulsed-Echo (P-E) mode and 25mm in Echo-Echo ThruPaint™ (E-E) mode, accurate and repeatable readings can be taken on smooth, rough and curved, coated or uncoated surfaces. The stability indicator provides a visual indication of both the strength and reliability of the ultrasonic signal.

## Efficient

The MTG6 has user selectable measurement rates of 4, 8 and 16 Hz (4, 8 or 16 readings per second). The unit also has high speed scan mode allowing 140+ readings per minute to be taken on large surface areas.

## Powerful

The MTG6 has data-logging functionality. The unit can store up to 1,500 readings in a single batch. Compatible with ElcoMaster™ and ElcoMaster™ Mobile Apps, data can be downloaded via USB or Bluetooth® direct to PC, iOS\* or Android™ mobile devices for instant report generation.

## Rugged

With a scratch and solvent resistant display, sealed, heavy duty and impact resistant design - dust and waterproof equivalent to IP54 - the MTG range is suitable for use in the harshest of environments.

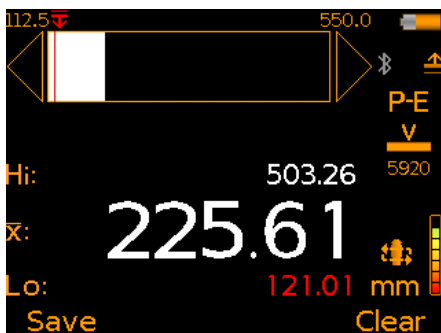
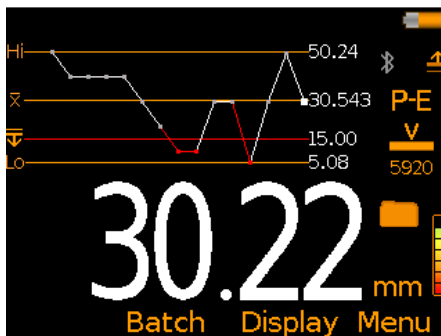
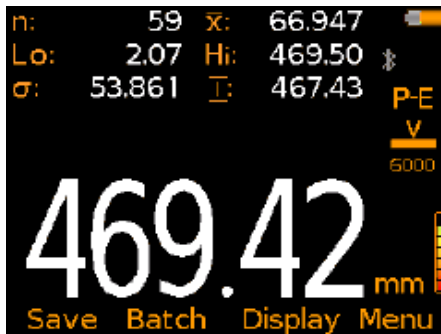


## Packing List

- Elcometer MTG6BDL
- 5MHz 1/4" right angle transducer
- couplant
- wrist harness
- 3 x screen protector
- protective case
- plastic transit case
- 2 x AA batteries
- calibration certificate
- USB cable
- ElcoMaster™ Software
- operating instructions



## Displays explained



### The Display

All gauges have a fully customisable, scratch and solvent resistant colour LCD display. Measurement modes available include Pulsed-Echo (P-E), Echo-Echo ThruPaint™ (E-E) and Velocity mode (for more information on measurement modes, see page 19). A choice of measurement units are available, depending on the measurement mode selected. A stability indicator shows clearly both the strength and reliability of the ultrasonic signal.

### On Screen Statistics

Up to 8 statistical values can be displayed from a choice of number of readings ( $n$ ), lowest, highest and average reading (Hi, Lo,  $\bar{x}$ ), standard deviation ( $\sigma$ ), low and high limit values, nominal value and range.

### Run Chart

A trend graph of the last 20 readings, showing the variation in material thickness over the test area. The graph is updated automatically as each reading is taken and any readings outside the set and enabled limits are displayed in red thus allowing the user to easily identify areas where corrosion may be present or the material is too thick for purpose.

### Scan Mode

When enabled, users can slide the transducer over a large surface area whilst the gauge takes readings at a rate of 16 Hz (16 readings per second). During each scan, the live thickness is displayed together with an analogue bar graph showing the thickness relative to the set nominal and any user defined limits, with audible and visual warnings if any readings fall outside set limits. When the transducer is lifted off the surface, the average, lowest and highest thickness value is displayed making scan mode ideal for checking a sample's overall uniformity.

### Velocity Mode (VM)

Velocity mode measures the speed of sound of materials and is ideal for determining the homogeneity of a material/ally and the correct velocity of a material for calibration.

## Technical Specifications

	MTG2	MTG4	MTG6	MTG8
Easy to use menu structure in multiple languages	•	•	•	•
Tough, impact, waterproof and dust resistant equivalent to IP54	•	•	•	•
Bright colour screen with permanent backlight	•	•	•	•
Scratch and solvent resistant display; 2.4" (6cm) TFT	•	•	•	•
Large positive feedback buttons	•	•	•	•
USB power supply via PC	•	•	•	•
Low battery indicator	•	•	•	•
Ambient light sensor, with adjustable brightness	•	•	•	•
Emergency light	•	•	•	•
Tap awake from sleep	•	•	•	•
Gauge software updates <sup>1</sup> via ElcoMaster TM Software	•	•	•	•
2 year gauge warranty <sup>2</sup>	•	•	•	•
Limits: user definable audible & visual pass/fail warnings				•
<b>Measurement Mode</b>				
Pulsed Echo (P-E)	•	•	•	•
Echo-Echo ThruPaint™ (E-E)		•	•	•
Velocity Mode (VM)			•	•
<b>Measurement Rate</b>				
4, 8, 16Hz	4Hz	4Hz	4, 8, 16Hz <sup>3</sup>	4, 8, 16Hz <sup>3</sup>
<b>Thickness Range<sup>4</sup></b>				
P-E: 0.63-500mm	•	•	•	•
E-E: 2.54 - 25.40mm		•	•	•
<b>Velocity Range</b>		1250 - 10,000m/s		
<b>Measurement Accuracy<sup>5</sup></b>	±1% or ±0.1mm		±1% or ±0.05mm	
<b>Measurement Units (selectable)</b>	mm		mm or m/s	
Repeatability / Stability Indicator	•	•	•	•
<b>Display Mode:</b>				
Reading	•	•	•	•
Selected statistics			•	•
Scan thickness bar graph			•	•
Run Chart			•	•
Readings and Differential				•
B-Scan cross sectional display				•
<b>Selectable Reading Resolution</b>				
Lo; ie 0.1mm, 10m/s	•	•	•	•
Hi; ie 0.01mm, 1m/s			•	•
<b>On Screen Statistics</b>				
Number of readings n; mean average $\bar{x}$ ; standard deviation $\sigma$			•	•
Lowest reading Lo; Highest reading Hi				•
Low limit value				•
High limit value				•
Number of readings below low limit				•
Number of readings above high limit				•
Nominal Value $\bar{x}$				•
Range				•

**Calibration Options**

Zero set: using the integral zero disc	•	•	•	•
1 - point		•	•	•
2 - point			•	•
Material selection; present choice of 39 materials		•	•	•
Factory; resets to the factory calibration		•	•	•
Velocity (speed of sound)			•	•
Known thickness value			•	•

**Calibration lock: with optional PIN code unlock**

**Test calibration feature**

**Calibration memories: 3 - programmable memories**

**Measurement outside calibration warning**

**Data Logging**

Number of readings			1,500	100,000
Number of batches			1	1,000
Reading save function			•	•
Sequential batching; a listed-based storage of readings			•	•
Grid batching; reading storage in a 2 dimensional array				•
Fixed batch size mode; with batch linking				•
Obstruct entry; add 'obstruct' label into grid location				•
Delete last reading			•	•
Date & time stamp			•	•
Review, clear & delete batches			•	•
Alpha numeric batch names; user definable				•
Copy batches and calibration settings				•
Live reading trend graph in batching mode				•
Batch review graph				•

**Data Output**

USB; to computer	•	•	•	•
Bluetooth® to computer, Android™ & iOS devices			•	•

**ElcoMaster™ software**

**Transducer Probe Type**

Dual element

**Auto transducer recognition**

**Auto V-path correction**

**Battery Type**

2 x AA

**Battery Life (approximate)**

Approx 15 hours continuous use at 1 reading per second

**Operating Temperature**

-10 to 50 °C

**Size (w x h x d)**

145 x 73 x 37mm

**Weight (including batteries, without transducer)**

210g

**Part Number (with Transducer)<sup>6</sup>**

MTG2-TXC	MTG4-TXC	MTG6DL-TXC	MTG8BDL-TXC
----------	----------	------------	-------------

**Part Number (gauge only)**

MTG4	MTG6DL	MTG8BDL
------	--------	---------

1 Internet connection required

2 The Elcometer MTG range is extendable within 60 days from date of purchase, free of charge to two years via [www.elcometer.com](http://www.elcometer.com)

3 User selectable default setting in scan mode is 16 Hz

4 Dependent on the material being measured and the transducer being used

5 Whichever is the greater

6 5MHz 1/4" right angle transducer supplied