

Elcometer 506 Pull-Off Adhesion Tester

Can be used in accordance with:

ASTM D4541, ASTM D7234, AS/NZS 1580.408.5, BS 1881-207, DIN 1048-2, EN 12636*, EN 13144, EN 1542, EN 24624, ISO 16276-1, ISO 4624, JIS K 5600-5-7, NF T30-606, NF T30-062*



The Elcometer 506 are lightweight, portable and easy-to-use adhesion testers available in analogue or digital gauges and are suitable for measuring the pull-off adhesion of coatings up to 50MPa either on-site, or in the laboratory.

The design of the Elcometer 506 adhesion testers ensures that a uniform force can be easily applied throughout the range by smoothly rotating the gauge's crank handle, ensuring repeatable adhesion results to an accuracy of $\pm 1\%$

The Elcometer 506 adhesion tester's quick connect coupling allows the simple attachment of 14.2mm, 20mm or 50mm diameter dollies which, together with a wide range of accessories, allows coating adhesion testing on flat, curved, thick and thin substrates - including metal, wood, concrete and other fibrous materials.

The Elcometer 506 test head (actuator) has been designed to be small, ergonomic and lightweight – ideal for single handed testing of coating adhesion even in awkward or confined spaces.

Safe adhesion testing on vertical surfaces has also been considered. Using the magnetic clamp accessory, the actuator is held securely - preventing accidental damage to the surrounding areas.



Digital and analogue gauges available for both harsh and hazardous environments



Actuator skirts for a range of substrate thicknesses and bond strengths on flat or curved surfaces



Low height actuator allows access in restricted areas. Safety harness clip prevents accidental damage of surrounding areas during test on vertical surfaces

Features

Suitable for adhesion testing on metal, wood, concrete and other substrates.

Powerful

- Suitable for adhesion testing on metal, wood, concrete and other substrates.
- Rugged & lightweight - ideal for frequent testing
- Smooth load application up to 50 MPa

Accurate

- Measurement range is up to 50 MPa with an accuracy of $\pm 1\%$ of full scale

Flexible

- Easy to use hand-held design.
- Ideal for adhesion tests in the laboratory and the field
- 14.2, 20 and 50mm diameter reusable dollies
- Measures adhesion on small, curved and flat surfaces

Durable

- Sealed, heavy duty and impact resistant.
- Dust and waterproof equivalent to IP65
- Suitable for use in harsh environments



Technical Specifications

Part Number	Description	Certificate	
F506-20A	Elcometer 506 Analogue Adhesion Tester Kit; 20mm	•	
F506-20AC	Elcometer 506 Analogue Adhesion Tester Kit; 20mm - Certified	o	
F506-20D	Elcometer 506 Digital Adhesion Tester Kit; 20mm	•	
F506-20DC	Elcometer 506 Digital Adhesion Tester Kit; 20mm - Certified	o	
F506-50D	Elcometer 506 Digital Adhesion Tester Kit; 50mm	•	
F506-50DC	Elcometer 506 Digital Adhesion Tester Kit; 50mm - Certified	o	
Accuracy	$\pm 1\%$ of full scale		
Pressure Rating	26 MPa		
	14.2mm Dolly	20mm Dolly	50mm Dolly
Operating Range	4 to 50 MPa	2 to 25 MPa	0.3 to 4 MPa
Scale Resolution			
Analogue	0.1 MPa	0.1 MPa	0.05 MPa
Digital	0.01 MPa	0.01 MPa	0.01 MPa
Instrument Length	290mm	290mm	290mm
Actuator Height (skirt fitted)	85mm	85mm	110mm
Instrument Weight	1.8kg	1.8kg	2.0kg
Kit Weight	4kg	4kg	5.2kg
Battery Type	2 x LR6 (AA) alkaline dry batteries (digital gauge only) Battery Life: 2000 hours		

• Test Certificate supplied as standard

o Calibration Certificate supplied as standard.

* Standards not in **bold** have been superseded but are still recognised in some industries.

Packing List

Elcometer 506 Adhesion Tester with dollies

Standard Skirt for dollies

Dolly cutter arbor & Dolly cutter

Araldite Standard two part epoxy adhesive (2 x 15ml tubes)

Abrasive Pad

Carry Case

2 x LR6 (AA) batteries (Digital Gauge only)

Test Certificate

Operating instructions

Accessories

Dollies



Dolly Diameter	Pack of 10*	Pack of 100
10mm	T5100014AL-10	T5100014AL-100
14.2mm	T9990014AL-10	T9990014AL-100
20mm	T9990020AL-10	T9990020AL-100
50mm	T9990050AL-4	-
50mm Stainless Steel	T9990050SS-4	-

*50mm dollies are supplied in packs of 4.

Dolly Skirts



Diameter	Standard Skirt	Thin Substrate Skirt
10mm	T999101420S	-
14.2mm	T999101420S	T9990014T
20mm	T999101420S	T9990020T
50mm	T9990050S	-
50mm Stainless Steel	-	-

Adhesion Verification Unit



Part Number	Description
T99923924	Elcometer AVU Adhesion Verification Unit
T99923924C	Elcometer AVU Adhesion Verification Unit - Certified

Dolly Cutters



Diameter	Dolly Cutter Handle	Dolly Cutter
10mm	-	-
14.2mm	T9991420H	T9990014CT
20mm	T9991420H	T9990020CT
50mm	T9990050H	T9990050CT
50mm Stainless Steel	-	-

Magnetic Anchor Clamp



Part Number	Description
T99923797	Magnetic Anchor Clamp - holds actuator securely during tests on vertical surfaces

Adhesive



Part Number	Description
T99912906	Araldite Standard Two Part Epoxy Adhesive, 2 x 15ml Tubes

Dolly Cleaning Heating Tongs

Part Number	Description
T99923147	Dolly Cleaning Heating Tongs - EUR 220V / UK 240V

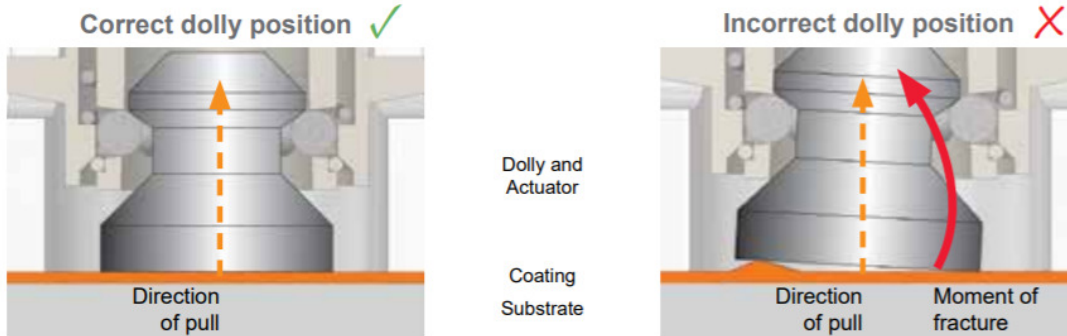
Pull-Off Adhesion Tests - Preventing Adhesive and Cohesive Failures

Preparing the surface and dolly

1. Select an appropriate test area which is flat and has sufficient area to attach the adhesion gauge.
2. Abrade the dolly and surface, clean both to remove any dust - minimising the risk of an 'adhesive' failure.

Fixing the dolly

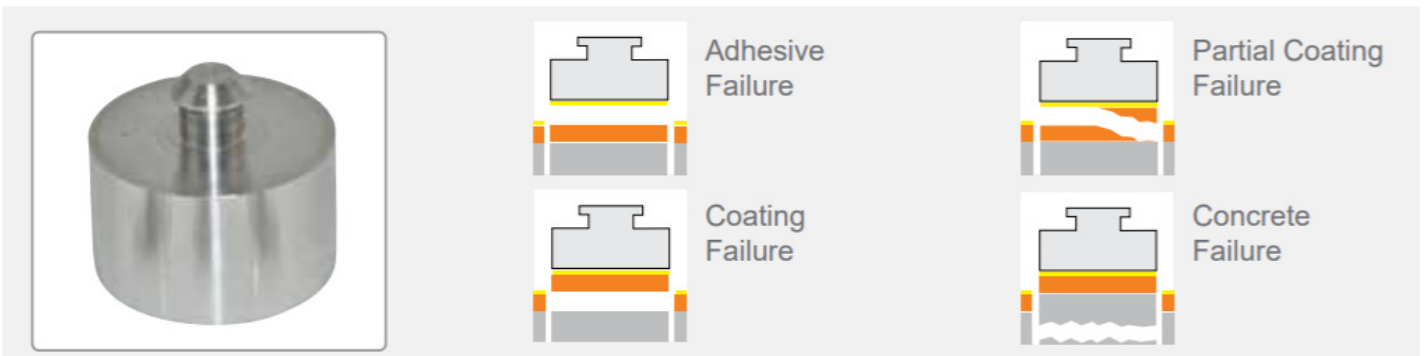
3. Mix the adhesive correctly and apply a uniform adhesive film over the entire dolly face.
4. Test Standards require that the dolly is pulled off perpendicularly to the test surface. The dolly must therefore be adhered on to a prepared flat test surface (see images below). Apply an even pressure to the dolly to ensure that the dolly face is parallel to the test surface.
5. Remove any excess adhesive from around the dolly and allow to fully cure. Tape maybe required when applying dollies to vertical surfaces during the cure process.
6. If required, once the dolly has fully cured, score the coating around the dolly using the dolly cutter provided.
7. Attach the gauge actuator to the dolly and begin test.




Assessment of the Adhesion Test

For a valid pull test the coating must cover at least 50% of the area of the dolly face. If the glue fails and no coating is present on the dolly, or it covers less than 50% of the dolly face area, the pull-test is invalid and should be repeated. When the coating has failed within the layer leaving the same coating on both the dolly and the test panel it is known as a 'cohesive failure'. 'Adhesive failures' occur when either the coating has failed at the interface with another coating (leaving a coating on the dolly and another coating on the substrate), or when the coating has failed at the substrate (leaving the coating on the dolly and the substrate bare). NOTE: If the glue fails at a value above the specification then it can be reported that the adhesion exceeded the specification for this individual test.

Coating Adhesion Testing on Concrete



Video



YouTube Video - Selecting the Dolly Diameter and Gauge (Click on the image to the left to view the video)

When it comes to selecting the dolly diameter and adhesion gauge type to use for a pull-off adhesion test; factors such as the substrate material, the substrate shape, and the expected coating strength will affect the dolly or gauge the user chooses.